


COUNCIL GROVE ELEMENTARY SCHOOL

NEWSLETTER - SEPTEMBER 2018

CGES September 2018 Activity Calendar

9/3/2018	NO SCHOOL/Labor Day
9/7/2018	2nd grade Grandparent's Day Celebration- 2:15 in the lunchroom
9/10/2018	Board of Education Meeting-6:30 pm
9/17/2018	First Day of KRR
9/19/2018	CGES Fall Picture Day
9/20/2018	4 th Grade Water Festival
9/20/2018	LIFE Night-5:30 to 7:30
9/21/2018	USD 417 6 th Grade Field Trip
9/24/2018	NO School/Professional Development
9/27/2018	LIFE Night-5:30 to 7:30
9/28/2018	Homecoming Parade – 2:00pm



WELCOME NEW STUDENTS

Council Grove Elementary would like to welcome the following new students: Madison Kopf, Charles Marsteller, Trinity Haskins - Grade 1; Clara Lee – Grade 2; Jordan Wright, Alexis Mangus, Ryan Snitgen, Latoria Grant-Lusk – Grade 3; Ashlynn Kesler, Emily Teter, Kaden Snitgen- Grade 4; Paul Bessmer, Brooke Evans, Taya Cassell, Cassidy Belt – Grade 5; Conner Axtell, Landon Dody – Grade 6;

PICTURE DAY

CGES fall pictures will be taken on Wednesday, September 19th. Pictures may be ordered online before picture day, with details on the picture form.

If sending payment with order form, it is due the day of picture taking. **Checks need to be made out to Lifetouch** or if sending cash, exact payment is required. No change will be made.

Welcome Back!
by Mrs. Honas, CGES Principal

It always feels good having the kids back in the building and getting into learning routines. Below are some things I want you to know.

- Thank you for those who have donated items on the PTO Giving Tree located on the wall outside of the CGES office. These items vary from supplies to volunteer time. Everything donated helps the school and is appreciated! If you ever are wondering what wishes are on the tree but don't have time to stop by the school, you can call the office (767-6851) and Carol or Gina will let you know.
- Our next PTO/Site Council meeting will be held on Monday, October 1st at 6:00 p.m. in the CGES Conference Room. You may enter the school through the SW doors by the Title I room. We will be setting goals for Site Council. Input is always welcome!
- We live in a digital age and social media is a huge part of our lives. When visiting CGES we know that taking pictures to capture the moment will happen (classroom parties, special events, etc.). I just ask that you respect the privacy of others when posting pictures online. Sometimes parents do not want pictures of their child posted on social media for various reasons. We are asking if you eat with your child in the lunchroom and want to take a picture, to please go to an area where you are only taking pictures of your child. Thank you for helping to keep our students safe!
- Just a reminder, there is no drop off or pick up of students on the west side of the building by staff parking. This is where buses drop students off in the morning and pick them up in the afternoon. This does not apply for After School Program pick up. The city of Council Grove has "No Parking" signs on the south side of Main Street in front of CGES's main entrance. The north side of the street has a "No Loading or Unloading of School Children" sign. Students should not be dropped off at school or picked up from school in that location (unless a parent is picking up a sick child). I understand that parking is an inconvenience since doors are locked (for safety reasons) during the school day. Here are some parking solutions: You may park in the Rendezvous parking lot adjacent to CGES main doors. Also, there is parking located in the gravel parking lot by the playground and on the north side of the school or by the old Middle School. A buzzer system is located at the NE doors by the ramp. When dropping off kids before school, you may drive through the gravel parking lot by the playground and let kids out by the crosswalk to enter the NW doors by the lunchroom. You may also pull to the side and drop off kids by the NE door ramp. Preschool parents may drop off their student by the 8th Street Main entrance. Please make sure your child is ready to exit your vehicle quickly so the line does not get too long. Don is the crossing guard who will direct buses and traffic. If you have any questions, please call the CGES office.
- I am excited that your children are at CGES! I look forward to working with you to provide the best education possible for your children.

This article, “How Parents Can Instill a Growth Mindset at Home,” is from <http://www.mindsetworks.com/parents/growth-mindset-parenting>

**Parenting is really hard.
Having a growth mindset helps.**

Research shows that parents can have a powerful impact on their children’s mindsets. The language you use and the actions you take show your children what you expect. Giving process praise, talking about the brain, accepting mistakes as learning opportunities, and understanding the role of emotions in learning are all practices you can begin today.

Say This, Not That

The way we praise our children can have a profound impact on their mindset. Research on praise and mindsets shows that when we praise children for being smart, it promotes a fixed mindset. It sends a message that their accomplishments are trait-based, and tied to something innate. In contrast, praising kids for working hard promotes a growth mindset. It sends a message that the child’s effort is what led them to success. Want more tips on what to say, and what not to say, when praising your kids? Say This, Not That!

Say This Not That	
<p>“I can see you worked so hard on this!” Say this because it helps your children understand you value their effort.</p>	<p>“You are so smart!” Do not say this because it makes them think of intelligence as a fixed quality.</p>
<p>“It seems like it’s time to try a new strategy.” Say this because it lets your children know that they control outcomes by making choices.</p>	<p>“It’s okay. Maybe you’re just not cut out for this!” Do not say this because it makes your children think they don’t have the capability to improve.</p>
<p>“I like watching you do that.” Say this because it conveys a message of approval of an activity they enjoy doing, regardless of outcome.</p>	<p>“You’re a natural at that!” Do not say this because the next time your children fail or make a mistake, they might think they do not have that talent after all.</p>
<p>“It looks like that was too easy for you. Let’s find you something challenging so your brain can grow.” Say this because it teaches kids that learning should be challenging, and if tasks are too easy then your brain isn’t growing.</p>	<p>“That’s right! You did that so quickly and easily; great job!”</p>

	Do not say this because praising tasks completed without much effort paints effort in a negative light and encourages a fixed mindset.
<p>“That’s not right. You don’t understand this yet. What strategies can you try to understand it better?”</p> <p>Say this because it’s important to be honest about what your child knows and doesn’t know, but also explain that you believe in their capability to improve.</p>	<p>“That’s not right. Are you paying attention in class? It seems like you’re not even trying.”</p> <p>Do not say this because the fight or flight response may be preventing your child from giving their best effort in class.</p>
<p>“That was really hard. Your effort has paid off! Next time you’ll be ready for this kind of challenge!”</p> <p>Say this because reminding children of how they were able to overcome challenges by putting forth a lot of effort cultivates a growth mindset.</p>	<p>“That was really hard. I’m so glad it’s over and you don’t have to do that again.”</p> <p>Do not say this because there will always be more challenges, and children should feel that they have the tools for what comes next.</p>
<p>“You’ve worked hard to become a good writer. You should challenge yourself with an advanced class, and learn something you don’t know how to do yet.”</p> <p>Say this because putting your children in the challenge zone is how to inspire lifelong learning.</p>	<p>“You have a real talent for writing. You should take a creative writing class because you’re so good at it.”</p> <p>Do not say this because if you only encourage your children to do what they’re good at, they’ll be afraid to take risks and learn new things.</p>

Talk About the Brain

The brain is far more malleable than we once thought. Teaching our kids that they actually have control over growing their brains through the actions they take is empowering! Tell your children that when they work hard, that’s the feeling of their neurons connecting. The dendrites are reaching out to other dendrites, trying to connect to make a stronger brain. What strengthens those connections is practice, asking questions, and actively participating in learning. When children learn that their brains physically change with effort, it leads to increased motivation and achievement. Show your kids this [Brain Animation video](#) to explain!

Accept Mistakes as Learning Opportunities

One of the best ways you can model a growth mindset is to speak candidly about the mistakes you’ve made, and what you’ve learned from them. Speak positively about your mistakes and struggles, and this will show your children that taking risks and making mistakes are a natural

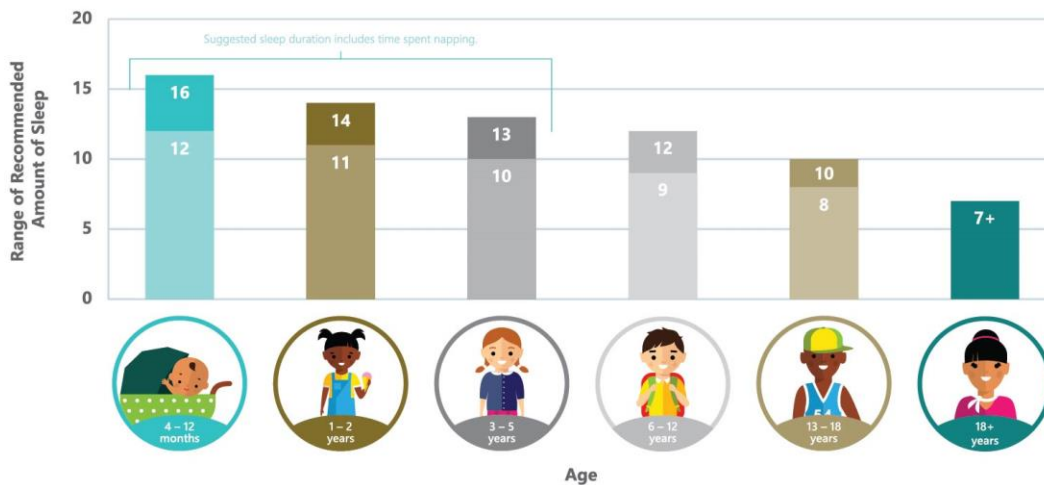
part of the learning process. Explain to your children that trying hard things is what helps us grow, and you can't be perfect when you try something hard!

Understand the Role of Emotions in Learning

When we get angry, scared, or feel threatened, our fight or flight response is activated. This can happen anytime, whether we're scared of a spider or scared of math! Our brains are wired to protect us when we feel threatened, and stress symptoms such as sweating, stomach cramps, and your mind going blank are completely normal. There are strategies we can use when the fight or flight response tries to take over, to help us learn. One of those strategies is called **Square Breathing** and it helps to break down the adrenaline that is flooding the bloodstream and preventing learning from occurring.

Healthy Sleep Duration

The American Academy of Sleep Medicine recommends that you get the following hours of sleep on a regular basis for optimal health at each stage of life.



KANSAS READING ROADMAP (KRR) is now enrolling!

Monday-Thursday, 3:15-5:15pm

KRR, "Reading Ranch", is an after school program designed to provide reinforcement for students who are receiving reading interventions during the school day. Selected students received enrollment packets in August, inviting them to be a part of the program this fall. KRR is for students who are in Kindergarten through Third Grade, and we also allow siblings of the invited students to attend, as long as they are in Kindergarten through Fifth Grade. There is no cost to be a part of this activity!

Our grant through the Reading Roadmap program and the Department of Children and Families provides our students at USD 417 with a special opportunity to practice reading skills in fun ways! The program is very popular with our kids, so it's important to enroll in a timely manner. If you did not receive an enrollment packet but feel like KRR would be great for your child, contact your child's classroom teacher to discuss a referral to the program.

If you received an enrollment packet for KRR, return the packet to your classroom teacher by **September 4th**!

Marguerite Fredericksen (Miss Fred), KRR Program Coordinator
mfredericksen@cgrove 417.org

Lunchroom Update

HI ALL!!! School Lunch is off to a GREAT START!!! Thanks to everyone for being so open minded on the new lunch ideas that are happening in our kid's tummies. I'm really seeing some good choices and some really pretty trays.

I want to remind Mom's and Dad's if you don't have time to make breakfast send you child to lunchroom we have breakfast daily at 7:30 at both Elementary Schools and 7:45 at CGJHS and would love to see your child. The breakfast menu is posted on the website along with lunch.

If you have a child at CGJHS please talk with them about Ala Carte and how much you would like them to spend per day. Ala Carte is meant as extra food if your child is not completely full after eating the school lunch, not to be used as the only meal.

Have a WONDERFUL September and See you in the lunchroom,

Becky Shearer
USD 417 Food Service Director



LIFE – Literacy Integrated Family Engagement

JOIN US FOR LIFE!

LIFE, a family program with Kansas Reading Roadmap, brings families together to support children's reading. LIFE strengthens bonds between parents and their children, between spouses, and with other families and their school.

8 Weeks
1 Night Per
Week
2 Hours Per
Session

Located at
Council Grove
Elementary
School

ENROLLING
NOW FOR
FALL
SESSIONS!

- All family members are welcome; one child in the family must be in grades K-3
- Learn how to deepen your connections with your child
- Share what is special about your family
- Learn how to support your child's literacy skills at home
- Read and play games with your children
- Connect and learn from other parents while kids have supervised fun activities

AT EACH
SESSION,
EACH FAMILY
RECEIVES:
A Free Meal,
Free Books,
and Family
Activities
to Take
Home

Welcome to the 2018/19 school year! I am excited to be starting my 5th year with USD 417. As a school social worker I support students socially, emotionally and academically. I meet with each K-6th grade class once a week for Guidance. Guidance Lessons are based upon a set of state standards known as SECD (Social Emotional Character Development). I am also available for small groups and short-term individual counseling. Every student who sees me receives the privilege of confidentiality. However, I will encourage students to share with their parent/guardian what we have talked about. If there is a major concern I will contact the parent/guardian directly. Be sure to “like” the USD 417 School Counseling & Social Work Services Facebook page. Please feel free to contact me during the school year if you have any questions or concerns.

Jennifer Wilkens, LMSW
CGES Social Worker
CGES (620) 767-6851

Introducing Braves Bucks & the Braves Superstore!!!

How To Earn Braves Bucks:

- *1 Dojo Point = 1 Braves Buck (earned for doing the right thing, good behavior)
- *This started the very first day of school!

Braves Superstore Hours:

- *Friday's (when school is in session for a FULL day and for a FULL week)
- *Each classroom teacher has a designated shopping time
- *First shopping day was Friday, August 24th
- *The store comes to each classroom

Braves Superstore Menu:

- *There are two menus and carts (K-3rd and 4th-6th)
- *Menus are posted classrooms (they will change throughout the year)
- *Items in the store vary from small objects to coupons (while supplies last)
- *Coupons are redeemed through their homeroom teacher
- *Some coupons have rules (see examples)
 - Sit by friend at lunch, friend must be from same grade level
 - Pick the morning song, must be school appropriate

More About Braves Bucks:

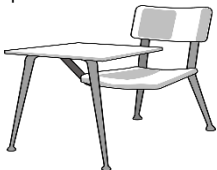
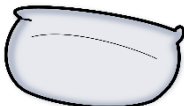








- *You can save them!
- *You can use them to buy more than one item at a time!
- *Once you EARN a Braves Buck, it can't be taken away!
- *If you lose (as in you can't find it) a Braves Buck, it won't be replaced.
- *Students may not combine their money with others.
- *All coupons and Braves Bucks must be used prior to the last day of school.






Braves Superstore Policy:

- *Lost or broken items from the store will not be replaced or refunded.
- *If a student is absent on a shopping day, they will shop the next open store day.
- *Shopping at the store is a PRIVILEGE not a RIGHT, and should be treated as such!
- *Students caught lying, stealing and/or cheating will have a consequence....
This could include a temporary or permanent loss of your shopping privilege








*****BRAVES SUPERSTORE HOURS, RULES AND ITEM AVAILABILITY IS SUBJECT TO CHANGE*****

**~Braves Superstore Menu~
4th-6th Grade
August/September**

<p>AUGUST & SEPTEMBER MENU</p> <p><i>(while supplies last)</i></p>	<p>Teacher Cleans & Organizes Your Desk! \$100.00</p> 	<p>Sit On The Floor With A Pillow In Class For The Day! \$20.00</p> 	<p>No Shoes In The Classroom For The Day! \$20.00</p> 
<p>Late Homework Pass \$100.00</p> 	<p>Lunch In The Courtyard \$100.00</p> 	<p>Lunch With A Friend & Staff \$100.00</p> 	<p>Wear A Hat In The Classroom For The Day \$25.00</p> 
<p>Wear Sunglasses At Recess For The Day \$5.00</p> 	<p>Homework Pass For One Night \$200.00</p> 	<p>Morning Greeter Outside Your Class For The Day \$75.00</p>	<p>Nose Shaped Pencil Sharpener \$30.00</p> 

			
Flashing Spike Rubber Ring \$25.00 	Blue & Gold Sunglasses \$100.00 	Fun Print Mini Spiral Notebook \$15.00 	Pick The Morning Announcement Song \$300.00 

~Braves Superstore Menu~
K-3rd Grade
August/September

AUGUST & SEPTEMBER MENU <i>(while supplies last)</i>	Read A Book To The Class \$20.00 	Read A Book To The Principal \$100.00 	No Shoes In The Classroom For The Day \$20.00 
Bring A Small Stuffed Animal To School For The Day \$10.00 	Wear Sunglasses At Recess For The Day \$5.00 	Homework Pass For One Night \$200.00 	Morning Greeter Outside Your Classroom Door For The Day \$75.00 
Butterfly Shaped Folding Fan \$20.00	Super Hero Stress Toy \$20.00	Rubber Stamper \$15.00	Animal Print Sunglasses \$100.00

			
<p>Fun Print Mini Notebook \$15.00</p> 	<p>Sticker \$10.00</p> 	<p>Pick Who You Sit By At Lunch \$20.00</p> 	<p>Help In Another Classroom \$50.00</p> 

